



## Heightening the lifespan of wireless sensor networks by augmented liveliness scheduling procedure

S Ravichandran<sup>1</sup>, J Sunitha John<sup>2</sup>

<sup>1</sup> Professor, Computer Science Department, Annai Fathima College of Arts & Science, Madurai, Tamil Nadu, India

<sup>2</sup> Assistant Professor, Computer Science Department, Annai Fathima College of Arts & Science, Madurai, Tamil Nadu, India

### Abstract

The Wireless Sensor Networks (WSNs) remain main pro different requests that include lengthy haul then minimal effort observing is Wireless Sensor Networks. In this sensor hubs usage sequences as that unique vitality basis, making vitality productivity basic. To accomplish adaptation to internal failure and Quality of service (QOS) numerous WSN applications require excess sensor hubs. While a similar excess may not be essential for multichip correspondence due to light traffic load and the steady remote links. Virtual Backbone Scheduling (VBS) is a procedure, intended for dragging out the period of the WSNs, which frames numerous covered spines that works then again. In VBS, traffic is just sent by spine sensor hubs, and the remainder of the sensor hubs turn off their radios to spare vitality .The revolution of different spines ensures that the vitality utilization of all sensor hubs is adjusted. The planning issue of VBS is defined as the Maximum Lifetime Backbone Scheduling (MLBS) issue. Since (MLBS) issue is NP-hard, we proposes, improving the system lifetime in the remote sensor systems utilizing Cross-Layer based Optimized vitality Scheduling (CLOS) calculations dependent on the Schedule Transition Graph (STG) and Virtual Scheduling Graph (VSG) and present an Iterative Local Replacement (ILR) plot as an appropriated execution for nature of administration

**Keywords:** Cross-layer Protocols, STG, DMAC, VBS, Wireless Sensor Network, Energy efficiency, sleep scheduling

### 1. Introduction

The Wireless Sensor Networks (WSN) are popular of an innovations that are increasing a significant consideration. They have been sent to screen the exercises of creatures and plants whose personal conduct standards or circulations can without much of a stretch be influenced by human nearness; to assess the auxiliary uprightness of scaffolds and structures just as of pipelines; to catch the nearness and degree of dynamic volcanoes. In like manner, in exactness agribusiness, they have been utilized to screen soil dampness, radiation, pH, and stickiness. In a run of the mill sensor organize, sensors are fueled by little batteries that can't be supplanted. Thus, sensor hubs can just broadcast a various quantity of jiffs until they come up short on vitality. Subsequently, decreasing the vitality utilization per bit for start to finish transmissions is a significant plan objective for such systems. Since all layers of the convention stack influence the vitality utilization per bit for information transmission from source to goal, vitality minimization requires a joint structure over all layers [4]. Additionally, displaying this vitality utilization inside that track stays significant then the significant measure of vitality above be able to disseminate here this track [5] respectively. In that effort I proposed Cross Layer based Optimized vitality Scheduling (CLOS) calculation for improving the information parcel and system lifetime of remote sensor systems and furthermore decrease the normal message postponement and overhead between two sensor hubs. At that point Elliptic Curve Digital Signature Algorithm (ECDSA) is utilized to give the security of the WSNs.

The main objective of this paper is, it proposes another brought together grouping component furnished with vitality maps and obliged by Quality-of-Service prerequisites. Such a bunching system is utilized to gather

information in sensor systems. The main unique part of this examination comprises of adding these limitations to the grouping component that helps the information assortment calculation so as to diminish vitality utilization and furnish applications with the data required without troubling them with superfluous information Wireless sensor arrange (WSN) typically comprises of countless little, multi practical, and asset compelled sensors that are self-sorted out as a specially appointed system to screen the physical world. A versatile ad hoc organize is a self – arranging framework less system of cell phones associated by remote connections.

### 2. Related Work

Cohen.R *et al.* [2] proposed here arrangements with boosting the lifespan of the device coordinate with confirming higher certain upon that start toward finish interruption. This projected calculation remains ideal, where the sensor wake-up recurrence relies upon the sensor's area in the steering ways. Here the paper manages the nearby synchronization instead of that of worldwide synchronization. The worldwide synchronization manages the hubs that all the neighbors must be dynamic so as to, two neighboring hubs to convey.

The nearby synchronization requires every hub need to choose just its deployment ready cycle and illuminate neighboring hubs near the situation choice respectively. The hub have necessities to direct bundle throughout a neighbor, essential rouse awake then convey the situation thru that neighbor's obligation sequence respectively. In this manuscript, exists that presence of a higher certain upon that instance since when a prepared occasion stands created to that period this entryway essential befall educated nearby it separately. The improvement rule is to limit the general

vitality utilization and bound the most extreme postponement.

Two calculations proposed for this reason for existing is a disconnected control this discoveries a model procedure, then a virtual control that approaches this idyllic procedure. A disconnected control pro a model preparation brings about obscure consecutively period unsureness respectively. In this methodology, by making certain presumption on the vitality dormancy reliance, an ideal calculation is acquired with direct multifaceted nature. Past strategies show in certain systems the most extreme wakeup relegated to a portion of the hubs is a lot more prominent than the normal wake-up recurrence. This may bring about lost these hubs and conceivable loss of system network. Along these lines this technique likewise decides how the standard deviation of the doled out wakeup recurrence is affected by the cutoff forced on a solitary hub and it supplanted with a similar low wakeup recurrence as different hubs in the system.

Doherty.L *et al.* [6] proposed a proportion of ongoing fluctuating consequences for various directs in an observing sensor organize conveying genuine traffic. The ongoing examination of this paper shows that remote sensor systems working inside face RF engendering provokes that lead to time fluctuating sign and impedance quality at the beneficiary. These impacts are hard to foresee during the provisioning phase of a system. Another methods that utilizes Protocols, for example, ZigBee take into account star-associated single-channel systems to be shaped which can bring about information misfortune if the variety is adequately huge.

Misra.C *et al.* [3] manages the issue of the remote sensor arrange is the battery lifetime and the upgrade power utilization. The spines are shaped by the CDS for effective directing. In the past investigations the CDS is viewed as where the vitality gets exhausted chipping away at with the single CDS. Thus it is important to change to the new CDS. Henceforth the lifetime of the battery is expanded by the beat release rather than the consistent release. Subsequently this incorporates the apportioning of the CDS for vitality preservation which brings about the Connected Domestic Partition (CDP) approach. The domestic segment issue is the thought of the entire association of the disjoint ruling sets in a planned way for vitality protection. It includes the inner circle apportioning utilizing the worldwide directions which is troublesome handling in the dispersed systems. Consequently the technique is reached out to the CDP approach, which includes the association of the disjoint CDS. The CDP transfers on the availability data instead of the geometric data which handles the 1-Domestic Partition (DP) issue.

A dispersed calculation is developed which distinguishes the greatest CDP size so as to drag out the system lifetime. The circulated CDS exchanging activity in CDP is of neighborhood activity, thus it speaks with one CDS to another CDS. The additional hubs stays as such after the cycles unfit to frame the CDS. These are overwhelmed by keeping the additional hubs as the virtual hubs so the vitality can be completely used and the spines built are been covered so a specific hub in one CDS is associated with the hub in the CDS straightforwardly, accordingly exchanging time is decreased and hence the lifetime is expanded.

### 3. Problem Statement

In this paper, the planned dozing of the hubs are talked about. The different Medium Access Control (MAC) layers examination is thought of. The Dual Media Access Control (DMAC) layer gives the productive information gathering convention for sensor systems where the correspondence is being limited one way as it were. The T-MAC layer is the expansion of past convention which adaptively modifies the rest and wakeful periods dependent on the assessed traffic stream to expand the force reserve funds and in this way diminishing deferral. X-MAC then B-MAC are accommodated checking this accessibility of this channel inhabitation. Afterward, this S-MAC layer gives the possibility of the obligation cycling and rest booking of the hubs. It is the place the hubs are occasionally in dynamic/rest cycle and the hubs that are near one another synchronize their dynamic cycles.

The observing framework comprises of two kinds of sensor modules: strain detecting modules and increasing speed detecting modules. The strain sensor modules are mounted at the most reduced degree of the structure, to evaluate the vertical segment loads and to gauge the settlement and plastic pivot initiation of the structure after a seismic tremor. Flat speeding up is estimated by two 3D increasing speed detecting modules (where just the two even tomahawks are truly required) at each level during a tremor, permitting examination of the seismic reaction of the entire structure. A commonplace 7-story, 24-section building requires approx. 72 strain sensors (3 for each segment) and 14 accelerometer modules (2 for every floor). The information got by the sensor framework is remotely transmitted to a close by base station utilizing a view interface with a scope of > 1 km.

The view interface utilizes directional receiving wires to improve the connection spending plan, yet not all that directional that arrangement is required, which could represent an issue during seismic occasions. The collector base station can store and procedure the information or forward them, quickly or later, utilizing traditional wide territory organize association innovation. Along these lines, gave all modules just as the collector base station have battery back-up power, the information procured during seismic occasions can be appropriately recorded even in the event of blackouts of the electric force and additionally correspondence systems.

Subsequently these previously mentioned strategies gives the utilization of homogenous booking, which doesn't manage the repetition in the system. To, conquer this trouble the wakeup planning presents another approach named the multi-parent strategies, in which adopt a cross-layer approach where many sequences pro move of messages then wakeup strategies pro distinctive hubs remain complete inside cooperative energy toward build lifespan though shrinking communication conveyance latencies. This fundamentally improve the exhibition and take into account any longer system lifetime while fulfilling the inertness limitations. The cross-layer adopts a strategy, which abuses the presence of numerous ways between the hubs in that scheme to altogether improve this energy proficiency of wakeup process then in this way increment the lifetime of the system. Along these lines determines the best-case, thinking pessimistically, and the dissemination of deferral

for some current and furthermore portray the exchange off between power utilization and ensured delay for a wide range of wakeup components. This multi-parent plot limits the most pessimistic scenario start to finish in general defer which incorporates both transmission postponement and identification delay.

### 3.1 Virtual Backbone Scheduling for Improving Network Lifetime

The strength efficiency tries in a simple concern inside wireless sensor networks for improving the system lifetime. Since the hubs utilizes the battery as the sole vitality to work for a significant stretch. Consequently the different techniques are drawn closer to diminish the vitality utilization in the systems. Another method called the spine planning is actualized, with the goal that it centers on killing the radios of the sensor hubs to spare vitality, when it isn't utilized in any of the procedure. The hubs are shaped into spines to be in dynamic/rest mode utilizing the CDS (Connected Dominating Set). This Virtual Backbone Scheduling (VBS) remains intended pro WSN having repetitive device hubs respectively. The VBS structures various obscured bristles which work upon the extra role to drag out this technique lifespan respectively. Now VBS, circulation stays just sent thru spine device hubs, then this remainder of this device hubs try moldy these wirelesses toward spare vitality. This pivot of different spines ensures that the vitality utilization of completely device cores exists attuned, in which completely usages the vigor then accomplishes an additional extended technique generation.

### 3.2 Sleep Scheduling

Snoozing booking guarantees that inclusion turns to such an extent that each point in the earth is detected inside some time frame, called the location delay. The calculation here concentrated on location of uncommon occasions, where the system is ordinarily present, with the exception of when occasions of the hubs are quiet, subsequently giving the advanced conveyance delay. This methodology utilizes homogeneous booking. Consequently the repetition in the systems are not thought of. The remote sensor systems manages the excess sensor hubs so the repetition is considered in the spine booking procedure.

Sensor hubs are obligation cycled and have a similar working rotation respectively. To characterize 'T' nonstop sequences so rotund, where  $T \geq 1$  sequentially. A 'T' remains a round able boundary. Toward it start of every cycle, the spine stands chosen toward effort inside obligation pedaling. Hubs remain not inside this spine willpower kill their wirelesses. This lifespan of the device hub stays the period length from when the situation begins attempting toward when this one vitality exists exhausted. This lifespan of the system stands that base lifespan of the entirety of these devices inside that system. Since spines turn afterward every rotund, this lifespan stands included here adjusts respectively. To likewise accept that the movement burden inside this system is bright. The suspicion infers that this dispute then this obstruction of this remote station stay bright as well. Furthermore, on the grounds that we accept that sensor hubs are static, course disappointment is uncommon as well. As a matter of fact, late work [10] show that the conveyance proportion of the WSN inside an unadulterated sphere inside-entryway condition be able to so extreme because 99.98 percentile inside an incessant

activity of about a month. In view of these contentions, we won't reflect that damage of this controller bundles inside that scheme respectively.

## 4. Implementation

### 4.1 Approximation Algorithm

#### 4.1.1 Scheduling Transition Graph (STG)

To demonstrate a calendar in a WSN a STG is utilized. Fig gives a model. As appeared in the figure, the even pivot speaks to the time scale, included in adjusts respectively. Here every curvy, potential conditions remain recorded precipitously, which remain spoken to thru circles separately. This quantity of potential conditions pro every curvy stays equivalent toward this quantity of spines respectively. Every stately includes a spine then this relating vitality stages (characterized later). This stately then this spine have an organized planning separately. A principal stately exists set by cycle zero then had stands associated thru wholly grandeurs here that initial curvy toward speak to an opening stage.

Undirected progress edges interface conditions inside single rotund folks here that following rotund respectively. Not at all retrogressive boundaries are permitted sequentially. Every authority speaks to that period pass of single rotund. Later vitality stays utilized inside every rotund, every verge likewise speaks to that utilization of vitality respectively. To accept that this device hubs inside that spine expend. The secure measure of vitality inside every rotund; entirely boundaries speak to a similar measure of vitality utilization. The remaining vitality of entirely hubs stays gotten thru deducting that incentive after that beginning condition of every progress control respectively. Not at all change stands permitted but that vitality of some device hub of the stately is drained. Plainly a coordinated way from the underlying state relates to a timetable. The underlying state is appended as a typical beginning stage for the planning.

#### 4.1.2 Virtual Scheduling Graph (VSG)

Here STG, these structure and vitality of WSN stands demonstrated independently. Be that as it may, in VSG the vitality and structure are displayed together. Here every sensor hub expends a fixed measure of vitality in each round when filling in as a spine hub.

- Here the VSG, every predecessor occurs supplanted beside a club of effective hubs respectively. These scope of this club relates toward the vitality of that predecessor
- Bulges of dual adjacent effective gatherings remain associated by a growing record request pending any gathering's effective hubs remain completely associated. Assume that dual effective gatherings give n and m effective hubs, individually, at that point just hubs of files in  $[0, \min \{m, n\} - 1]$  are associated
- The need of an effective hub remains a tuple of the situation ID and degree, wherever that ID is the situation precursor's ID in addition to this effective hub list

## 5. Experimental Result

Situation comprises of 1 Access Point, 70 neighbors and 30 goal hubs as demonstrated the figure1. It includes End to End delay analysis and Network Lifetime. The exhibition of the proposed calculation is assessed by means of monitoring test system. Execution measurements are used in the

recreations for execution correlation.

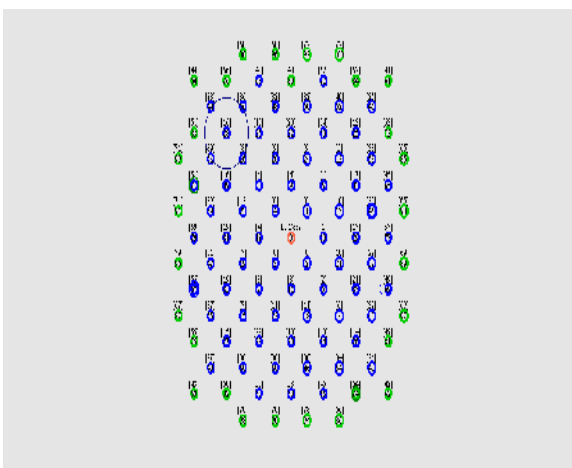
The recreation of made situation, it's encouraging and the boundaries are given below:

In following table 1 consists of, ongoing improvements in remote sensor systems remember their applications for security, clinical observing, environment checking and some more. Restricted battery vitality and proficient information conveyance are most viewed as requirements for sensor hubs. A determination of existing reenactment situations for WSNs is talked about.

**Table 1:** Simulation Parameter

No. of Nodes	101
Area Size	1300 X 1300
Mac	802.11
Radio Range	500m
Simulation Time	60 sec
Traffic Source	CBR
Packet Size	512 bytes
Mobility Model	Random Way Point
Tx Amplifier	150 pJ/bit/m <sup>2</sup>
Package rate	5 pkt/s
Protocol	AODV

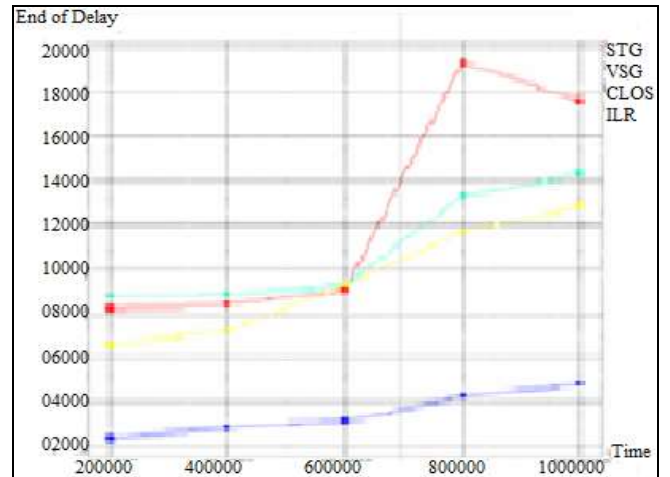
Fundamentally, the examined reproduction situations can be separated into two significant sorts: versatile turn of events and new turn of events. The versatile advancement covers reproduction situations that previously existed before the possibility of WSNs rose. These reenactment conditions were then reached out to help remote usefulness and were then adjusted for the utilization with WSNs. Interestingly, new improvements spread new test systems, which were made exclusively for mimicking WSNs, considering sensor explicit qualities from the earliest starting point.



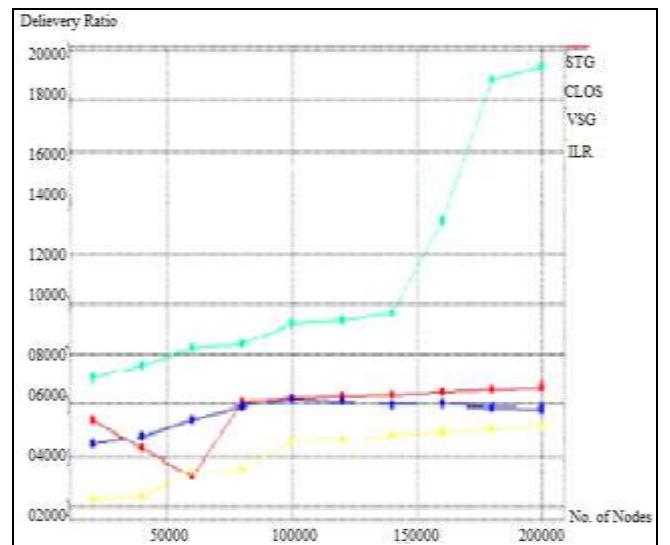
**Fig 1:** Scenario

**5.1 End to End delay analysis**

Normal start to finish postponement of the goal can be characterized as the proportion of Sum of the deferrals of every CBR parcel got to the quantity of CBR bundles got. Figure 3 shows the normal start to finish examination for source or goal Figure 4 shows the conveyance proportion and Figure 5 shows the overhead investigation for the CLOS of the system based calculation creates the best outcome contrasted with VSG, STG and ILR based calculations. Figure 2 and 3 graphs are previous model result of a graphs.



**Fig 2:** End to End Delay Analysis Graph



**Fig 3:** Delivery Ratio Graph

**5.2 Network Lifetime**

To extant this consequence of that system lifespan accomplished with these projected calculations. Sensor hubs remain sent in a 1300 × 1300 territory. The transmission go is created are completely associated. The CLOS based calculation delivers the best outcome contrasted with VSG, STG and ILR based calculations. Figure 5 shows the system lifetime and it is a proposed model result of graph.

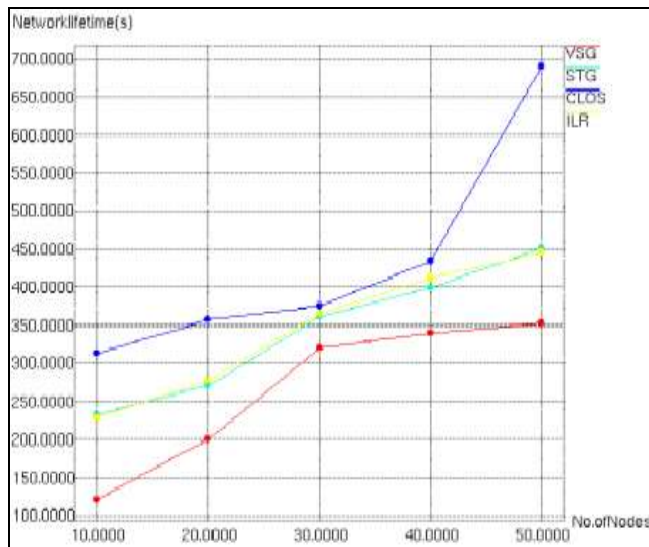


Fig 4: Network Lifetime Graph

## 6. Conclusion

The Wireless Sensor Networks need vitality proficient correspondence toward remain capable near effort pro a significant stretch of period deprived of humanoid intervention. We propose an upgraded cross-layer convention for vitality efficiency in remote sensor networks. VBS enhances cutting edge strategies by exploiting the excess inside WSN respectively. To plan that MLBS issue toward locate this ideal calendar then demonstrate the situation NP-hardness separately. These two brought together estimate calculations with various complexities and exhibitions are introduced. Alongside structure of ILR, a proficient appropriated usage of CLOS. The exhibition of CLOS is checked broad hypothetical simulations. by directing investigations and reenactments.

## 7. Acknowledgments

The authors are thankful to J.H. Cho, L. Hu, and R.A. Shaikh for providing the necessary facilities for the preparation of the paper. Also thanks to IJASR Journal staffs to publish this paper.

## 8. References

1. Cho JH, Swami A, Chen IR. A survey on trust management for mobile ad hoc networks, *IEEE Commun. Surveys Tutorials*. 2017; 13(4):562–583.
2. Shaikh RA, *et al.* Group-based trust management scheme for clustered wireless sensor networks,” *IEEE Trans. Parallel Distrib. Syst.* 2019; 20(11):1698-1712.
3. Moraru L, Leone P, Nikolettseas S, Rolim JDP. Near optimal geographic routing with obstacle avoidance in wireless sensor networks by fast-converging trust based algorithms,” in *Proc. ACM Worksh op QoS Security Wireless Mobile Netw*, 2017, 31-38.
4. Sahner RA, Trivedi K, Puliafito A. *Performance and Reliability Analysis of Computer Systems*. Kluwer Academic Publishers, 2017.
5. Daly EM, Haahr M. Social network analysis for information flow in disconnected delay-tolerant MANETs, ”*IEEE Trans. Mobile Computinl.* 2018; 8(5):606-621.
6. Liu K, Abu-ghazaleh N, Kang KD. Location verification and trust management for resilient geographic routing, *J. Parallel Distrib. Computingl.*

- 2018; 67(2):215–228.
7. Ganeriwal RS, Balzano LK, Srivastava MB. Reputation-based framework for high integrity sensor networks,” *ACM Trans. Sensor Netw.* 2018; 4(3):1–37, May.
8. Aivaloglou E, Gritzalis S. Hybrid trust and reputation management for sensor networks, *Wireless Networks.* 2019; 165:1493-1510.
9. Kim YJ, Govindan R, Karp B, Shenker S. Geographic routing made practical,” in *Proc. 2018 USENIX/ACM Symp. Networked Syst. Design Implementation*, 2018, 217-230.
10. Karp B, Kung HT. “GPSR: greedy perimeter stateless routing for wireless networks,” in *Proc. ACM Int. Conf. Mobile Computing Netw.*, 2017 , pp. 243–254.
11. Jun-Won Ho, Sajal Das K, Matthew Wright,” Zone Trust: Fast Zone-Based Node Compromise Detection and Revocation in Wireless Sensor Networks Using Sequential Hypothesis Testing”*Proc. IEEE Dependable and secure computing*, 2019.
12. Hu L, Evans D. Secure aggregation for wireless networks,” in *Proc. Workshop Security Assurance Ad hoc Netw.*, Orlando, FL, 2017.
13. Ganeriwal S, Srivastava M. Reputation-Based Framework for High Integrity Sensor Networks,” *Proc. ACM Workshop Security of Ad Hoc and Sensor Networks (SASN)*, 2018.
14. Yu Z, Guan Y. A dynamic en-route scheme for filtering false data in wireless sensor networks,” in *Proc. IEEE INFOCOM, Barcelona, Spain, 2018.*, 23–27.
15. F. Ye, H. Luo, S. Lu, and L. Zhang, “Statistical en-route detection and filtering of injected false data in sensor networks,” in *Proc. IEEE INFOCOM*, Oct. 2018.
16. T Abuhmed, N. Nyamaa, and D. Nyang, “Software-Based Remote Code Attestation in Wireless Sensor Network,” *Proc. IEEE GLOBECOM*, Dec. 2017.
17. J. Ho, M. Wright, and S.K. Das, “Fast Detection of Replica Node Attacks in Sensor Networks Using Sequential Analysis,” *Proc. IEEE INFOCOM*, Apr. 2019.
18. J. Ho, M. Wright, and S.K. Das, “Zone Trust: Fast Zone-Based Node Compromise Detection and Revocation in Sensor Networks Using Sequential Analysis,” *Proc. IEEE Symposium Reliable Distributed Systems (SRDS)*, Sept. 2018.
19. Rajagopalan and P. K. Varshney, “Data aggregation techniques in sensor networks: A survey,” *IEEE Common. Surveys Tutorials*, 2018.
20. Sridevi B, Nadarajan R. Fuzzy Similarity Measure for Generalized Fuzzy Numbers”, *Int. J. Open Problems Compt. Math.* 2013; 2:2.