



An innovative method of an extent competent astronomical pace soft control sieve manner consuming KSA

S Ravichandran¹, S Lakshminarayanan²

¹ Professor, Computer Science Department, Annai Fathima College of Arts & Science, Madurai, Tamilnadu, India

² Assistant Professor, Computer Science & Engineering Department, Madha Institute of Engineering & Tech, Chennai, Tamilnadu, India

Abstract

Introduction and Decimation is compelling and well known in multi-rate signal preparing applications. This paper proposes a rapid, region and force productive VLSI engineering for poly-phase pulverization channel with obliteration factor of three ($D=3$) utilizing APC-OMS Technique. Different key execution measurements, for example, number of cuts, greatest working recurrence, number of LUT's, input yield securities, power utilization, arrangement time, hold time, engendering delay among source and objections are assessed for the channel of length nine ($N=9$). The speed is improved by utilizing kogge stone viper snake. This engineering additionally give huge decrease in region (regarding number of cuts). To streamline channels utilizing LUT's for memory based duplications, four essential procedures are utilized from which the blend of two methods i.e., APC and OMS gave better advancement results. About 40% territory improvement is accomplished for roughly same postponement. The proposed conspire has been reenacted and the outcomes are accounted for. It was seen that the proposed conspire gives 57.99% speed up, 83.3% decrease in territory and slight decrease in power scattering when contrasted with traditional multiplier.

Keywords: poly-phase decimation filter, odd multiple storage (OMS), anti –symmetric product coding (APC), kogge stone adder (KSA), look up table (LUT)

1. Introduction

The advances in data innovation and the expanding necessity of Very Large Scale Integration issues have brought about a quick improvement of a few streamlining calculations and strategies. Low force utilization and littler territory are probably the most significant measures for the DSP frameworks and elite frameworks. DSP frameworks have less affectability to part resilience's and ecological changes and the dynamic scope of the framework can be expanded by coasting point number-crunching. Multi-rate handling emerges in numerous fields of computerized signal preparing. Multi-rate signal preparing applications incorporates computerized sound tape, trans-multiplexers, sub-band coding, discourse preparing.

Simple voice security frameworks and so on. In advanced sound, the testing rate changes are around 32 kHz to 44.1 kHz and 44.1 kHz to 48 kHz and the other way around. Image rate preparing, bitrate handling and test rate preparing are a portion of the sign preparing issues in computerized correspondence. Poly-phase disintegration is one of the most significant procedures utilized in multi-rate signal handling. Poly-phase structure uses FIR channel that prompts exceptionally proficient usage. Since FIR channels are restrictively steady and straight stage channels. Straight stage as in their stage deferral and gathering postpone must be a consistent. In information correspondence, in the event that a heartbeat is spread, at that point the got signal doesn't pass on the ideal data to the expected client. Along these lines, direct stage is the most inalienable property of FIR channels. Precise direct stage can't be accomplished with IIR channels. It must be accomplished with FIR channels.

Hereditary calculation is utilized to discover the multistage boundary mix for multistage testing rate change FIR channel structure [4]. Somewhat level streamlined calculation is utilized for the plan of fast FIR pulverization channels. Effective FIR channels are executed by utilizing systolic disintegration. Force dispersal is the factor that changes quickly and is one of the major testing issues today. Texas Instruments are making computerized circuits which require no force flexibly. Especially for implantable gadgets like heart counterfeit transplantation and fake amplifiers, they are focusing on gadgets which will work from internal heat level. The force scattering is limited by diminishing the exchanging movement factor and by limiting number of tasks to be held in the channel structure.

2. Related Work

The exchanging movement decreased by viper and counter. The multipliers have marginally less region and force than advanced tree multipliers while keeping comparable deferral. The decrease of intensity utilization is acquired by adjusting multiplicands in programming with no equipment alterations. Streamlined Wallace tree and pipelining procedures were utilized to structure a force mindful stall multiplier. SPST (Spurious Power Suppression Technique) is applied on multipliers for fast and low-power purposes. Low force fixed width multipliers are utilized to improve the speed, diminish force and territory impressively. A low-power structure called sidestep zero, feed A legitimately (BZ-FAD) for move and-include multiplier design impressively brings down the exchanging action. The semiconductors have installed memory which brings about

overwhelming nearness in the SOC's surpassing 90% of the complete SOC. When contrasted with coherent parts, the semiconductor memory gadgets have high semiconductor pressing thickness with expanding quick rate. Aside from that, memory based registering structures offers more different preferences rather than duplicate gather structures, for example, more prominent potential for high throughput, low inactivity usage and less unique force utilization for memory based figuring is appropriate for some computerized signal handling (DSP) The square chart appeared underneath in fig. 1 is the regular look into table based multiplier.

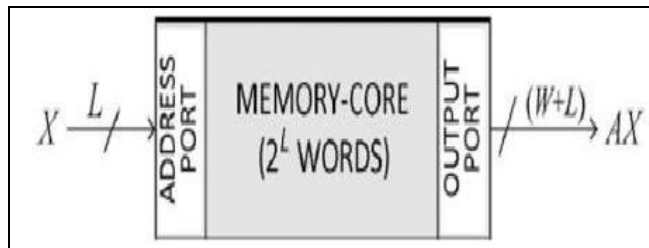


Fig 1: Structural Design for LUT based Multiplier

In the vast majority of the DSP processors the memory based registering structures are principally worry about the multiplier and aggregator structures. Lessening the computational intricacy for the mind boggling increase, tasks are streamlined with the utilization of LUTs that are utilized for the immediate stockpiling of the complex computational qualities. Look-into tables gives better execution as far as speed and viable zone usage. Utilizing Odd Multiple Storage (OMS) and Anti – Symmetric Product Coding (APC) are the streamlining plans of LUT based FPGA plan for increase and gather structures utilized for DSP centers. To store the odd products of the LUT structure the OMS system is utilized and even products can be inferred by moving the accessible odd products by utilizing the barrel shifter. APC is the component used to lessen the necessary number of LUT bit positions. LUT advancement utilizing the APC coding and OMS system are the essential components for LUT based FIR channel is intended for DSP applications. The odd number portrayal is constantly utilized for info and yield address change. Beforehand it is seen that, when an Anti-symmetric item coding approach is joined with the Odd numerous capacity strategy, the two's supplement tasks could be a lot of disentangled since the odd whole number portrayal is constantly utilized for information and yield address change, and both can't be consolidated since the words produced are odd numbers.

3. Problem Statement

A channel can be acknowledged with a few different ways, for example, direct structure, course structure, straight stage and poly-phase acknowledge. At the point when the exchange capacity of the channel is deteriorated into number of sub branches, the cycle is called poly-phase acknowledgment.

3.1 Poly-phase FIR Filter

Finite Impulse Response (FIR) filter is a zero-stage channel with greatness equivalent to solidarity in the pass band and zero in the stop band [3]. FIR framework is depicted by the distinction condition appeared in "(1)".

$$Y(n) = kx(n-k) \tag{1}$$

Where k and b be the channel coefficients, x(n) & y(n) are info and yield groupings. The proportionate framework work is yielded "(2)".

$$H(Z) = -kz^{-k} \tag{2}$$

Moreover, the unit test reaction of the FIR framework is indistinguishable from the channel coefficients. FIR channels can be intended to give definite interphase over the entire recurrence extend and are consistently BIBO stable free of the channel coefficients. A direct stage FIR channel of request N is either described by a symmetric drive reaction given in "(3)".

$$H(n) = h(n-N) \tag{3}$$

Uneven drive reaction of a FIR filter is given in "(4)".

$$H(n) = -h(n-N) \tag{4}$$

In an overall case, the exchange capacity of L-branch poly-phase disintegration of the exchange capacity of request N in "(5)".

$$H(z) = -\sum_{m=0}^{L-1} E_m(z^L) \tag{5}$$

FIR filter is acknowledged dependent on poly-phase disintegration which drives an equal structure. To represent this methodology, an easygoing FIR move work H(z) of length nine is given in "(6)".

$$H(z) = h(0) + h(1)z^{-1} + \dots + h(8)z^{-8} \tag{6}$$

The above exchange capacity can be communicated as a total of two terms, with one term containing the even-recorded coefficients and the other containing the odd-recorded coefficients which is given by,

$$H(z) = h(0) + h(2)z^{-2} + h(4)z^{-4} + h(6)z^{-6} + h(8)z^{-8} + z^{-1}[h(1) + h(3)z^{-2} + h(5)z^{-4} + h(7)z^{-6}]$$

Gathering a similar condition in an unexpected way, the exchange work is re-communicated as sub groups as appeared in "(7)".

$$H(z) = E_0(z^3) + z^{-1}E_1(z^3) + z^{-2}E_2(z^3) \tag{7}$$

$$\text{Where } E_0(z) = h(0) + h(3)z^{-1} + h(6)z^{-2}$$

$$E_1(z) = h(1) + h(4)z^{-1} + h(7)z^{-2}$$

$$E_2(z) = h(2) + h(5)z^{-1} + h(8)z^{-2}$$

In equation 7 is spoken to schematically in figure.1. The structure has deferrals, multipliers and collectors.

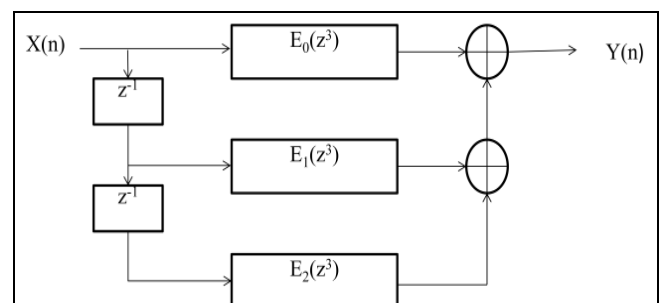


Fig 2: Poly-phase FIR filter Structure

3.2 Transposed Poly-phase Destination Filter

The decimator with a demolition factor D , where D is a positive whole number builds up a yield succession $y(n)$ with a testing rate is $(1/D)$ th of the information grouping $x(n)$. This is actualized by keeping each D th test of the info succession and eliminating $D-1$ examples between continuous examples. Thus, all info tests with lists equivalent to a number numerous of D are held at the yield and all others are disposed of, to produce the yield arrangement as indicated by the connection given in "8"

$$Y(n) = x(nD) \tag{8}$$

Devastation brings about associating, to stay away from the associating impact and associating channel called low pass channel is utilized before down testing. The rendered type of the destruction channel is utilized in this paper to evade the move registers utilized in tapped defer structure. Here, $x(n)$ comes into the channel at the example rate, f_s , and is applied to the entirety of the tap multipliers simultaneously. The quantity of stages in the rendered channel relies upon the estimation of pulverization factor and number of coefficients. The quantity of stages is equivalent to the quantity of coefficients partitioned by destruction factor. In the event that the coefficients are not a different of destruction factor, at that point we need to add zeros. The structure of proposed translated type of poly-phase channel for destruction factor of three is appeared in figure 2.

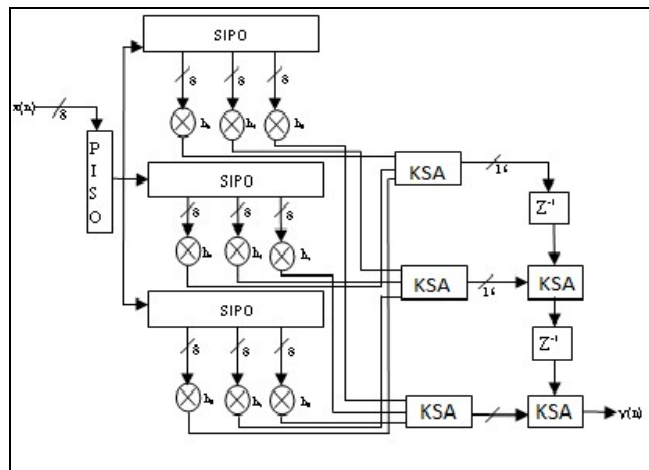


Fig 3: Transposed Decimation filter Structure

In this structure, during each cycle, input $x(n)$ is gone through the tap multiplier. Initially the info arrangement $x(n)$ is given through an equal information sequential yield (PISO) move register. The yield from PISO is given to three sub-filter area where the info successions are handled in equal structure by methods for sequential information equal yield (SIPO) move register. Each area, the info is duplicated with the coefficients. Since the handling is done in equal, this structure improves the speed of activity. The coefficients are pushed through their qualities at the example rate, however the lists of the coefficients at some random time are isolated by D , the destruction rate. The coefficient is duplicated with the example, however the info tests and coefficients changing during each cycle. The capacity of the collector is to amass the estimation of multiplier for each $3(D)$ cycles. Kogge stone viper is utilized to perform expansion so as to speed

up activity. The destroyed yield $y(n)$ is gotten utilizing this poly-phase structure.

4. Implementation

A discrete FIR channel comprises of defer component, coefficient and viper hinders as appeared in figure 4.

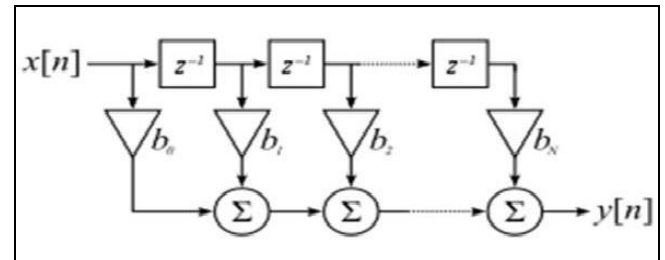


Fig 4: General Representation of FIR Filter Structure

For a discrete-time FIR channel, the yield is a weighted entirety of the current and a limited number of past estimations of the info. The activity is portrayed by the accompanying condition, which characterizes the yield grouping $y[n]$ as far as its info arrangement $x[n]$ is appeared in equation "9".

$$Y[n] = b_0x[n] + b_1x[n-1] + \dots + b_Nx[n-N] \tag{9}$$

Here b_i are the channel coefficients, otherwise called tap loads, that make up the motivation reaction and N is the channel request. An N th-request channel has $(N+1)$ terms on the right-hand side. The $x[n-i]$ in these terms are generally alluded to as taps, in light of the structure of a tapped defer line that in numerous usage or square charts gives the deferred contributions to the augmentation tasks. One may discuss a fifth request/6-tap channel, for example.

4.1 Look up Table (LUT)

The tables of duplication are pre-determined and put away in memory. For quick getting to of qualities from the memory, LUT's are utilized for sparing the calculation intricacy. In computerized rationale, an n -bit LUT can be executed with a multiplexer whose select lines are the contributions of LUT and sources of info are constants. An n -bit LUT can encode any n -input Boolean capacity by demonstrating with truth tables [7]. LUT's with 4-6 pieces of info are the key segment of modem FPGAs and this is a proficient method of encoding capacities. General portrayal of LUT for duplication pieces are appeared in underneath figure 5.

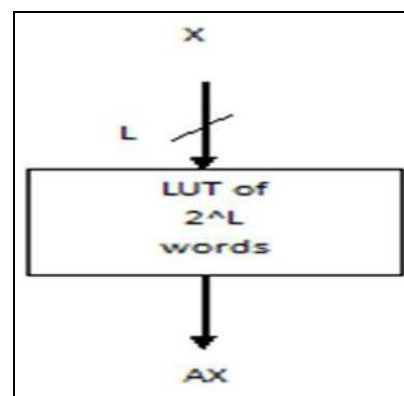


Fig 5: General Format for LUT Multiplier

When all is said in done LUT multiplier it has the information bit 'X' of length 'L' and 'Hatchet' as yield bit, where An is the consistent relies upon the LUT esteem. 2L words are required for increasing X of L-bit with consistent. With the expansion in input size LUT size increments exponentially. LUT for contribution of word length L=4 requires 16 location lines to store the info bit arrangement is appeared in beneath table 1.

Table 1

Address word, X	Product word	Address word, X	Product word
0000	0	1000	8A
0001	A	1001	9A
0010	2A	1010	10A
0011	3A	1011	11A
0100	4A	1100	12A
0101	5A	1101	13A
0110	6A	1110	14A
0111	7A	1111	15A

Table 2: Representation of LUT Multiplier

Address word, X	Product Word
0001	A
0001	A
0011	3A
0011	3A
0101	5A
0101	5A
0111	7A
1001	9A
1011	11A
1011	11A
1101	13A
1101	13A
1111	15A

Table 2. OMS based Reduction Scheme for LUT Multiplier
By utilizing the OMS plot just odd increases are put away in the LUT and the even duplicates of the LUT are inferred by left moving the odd duplicates by utilizing the barrel shifter conspire. By utilizing the barrel shifter we can create the greatest (L-1) no. of left moves to create the even products.

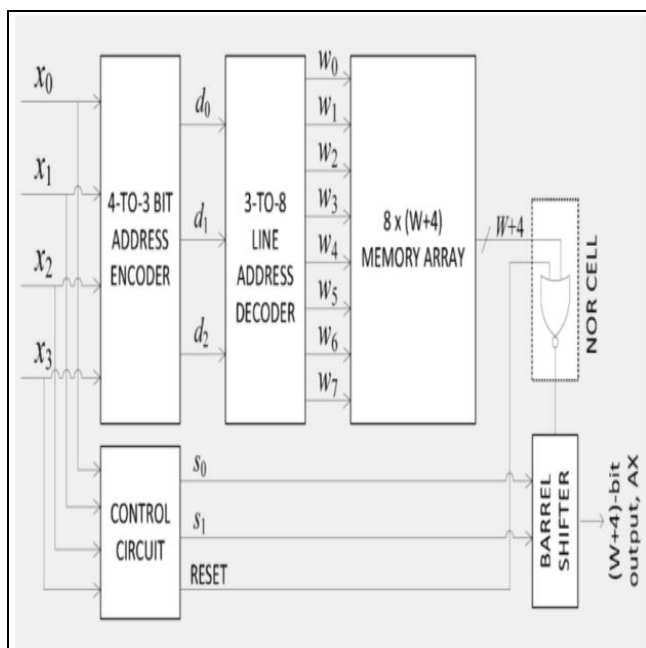


Fig 6: APC-OMS Approach for L=4

The execution of the proposed APC-OMS consolidated LUT for memory based multiplier utilizes two procedures, APC and OMS strategy appeared in fig. 4. This strategy should lessen the territory to one fourth. This multiplier utilizes four squares. The location age square proselytes our contribution to address d0, d1, d2 which is created by joining both the APC and OMS strategy. The 3-to-8 location line decoder changes over the location d0, d1, d2 to LUT address from w1 to w7.

The memory exhibit is a LUT and barrel shifter changes over the LUT yield to the ideal output. The control circuit is utilized to deliver the controls s0, s1 which is utilized in the procedure squares. The control and reset circuit can be structured as,

$$S0=x0+(x1+x2') \tag{10}$$

$$S1=(x0+x1) \tag{11}$$

$$\text{Reset}= x3 \text{ and } x2'x1' \tag{12}$$

The barrel shifter will right move circularly as indicated by the control esteems (s0 s1), utilizing the fundamental doors to deliver the control components reset, s0, s1. From the barrel shifter, consequently delivering the location (d0d1d2) to use in the following segments. The location generator circuit comprises of a barrel shifter and some fundamental entryways, which changes over our contribution to a location d0d1d2, which is acquired by consolidating both of our strategies anti-symmetric and Odd Multiple Storage (OMS).

5. Results and Discussions

The figure.7 shows the waveforms created utilizing Xilinx ISE while performing joined methodology FIR channel utilizing DA strategy for L=8 utilizing two L=4 LUT configuration utilizing consolidated APC approach. The point by point portrayal of the given sources of info and the yield created is given further. For 8-piece input operand X, Data in, Address, W, P are given with contributions of 8'h05, 8'h02, 8'h04, 8'h004, 8'h04 individually at 421ns, the yield Q is gotten as 8'h001.

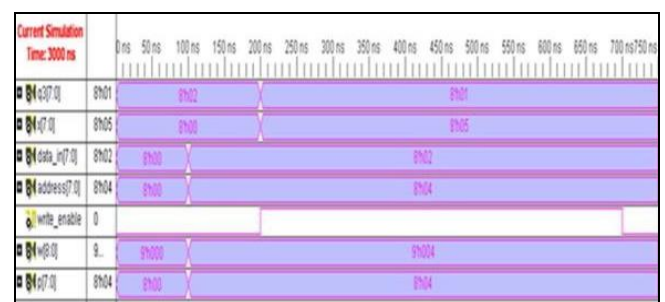


Fig 7: Simulation Result for L=8

Figure 8 shows the defer examination of poly-phase devastation channel. The postponement is decreased contrast with the customary multiplier. Fig 7 shows the postpone comparison of kogge stone viper. The kogge stone snake is decreased postpone contrast with other prefix adders. Fig 8 shows power examination of poly-phase annihilation channel.

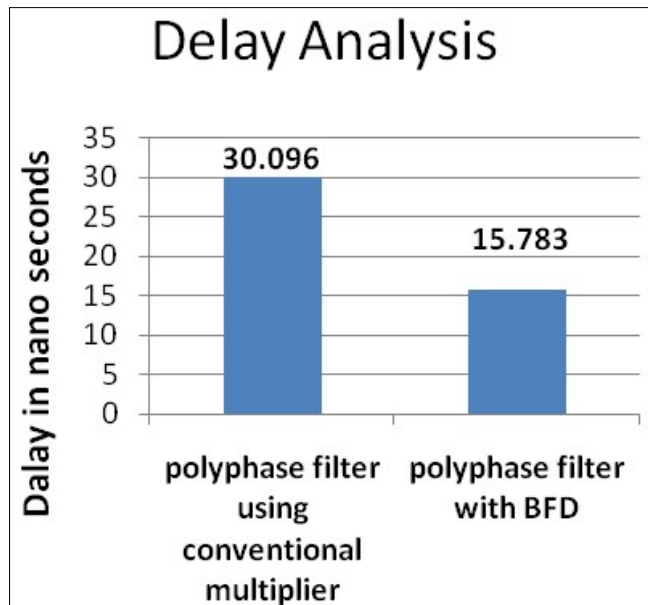


Fig 8: Poly-phase Decimation filter delay analysis

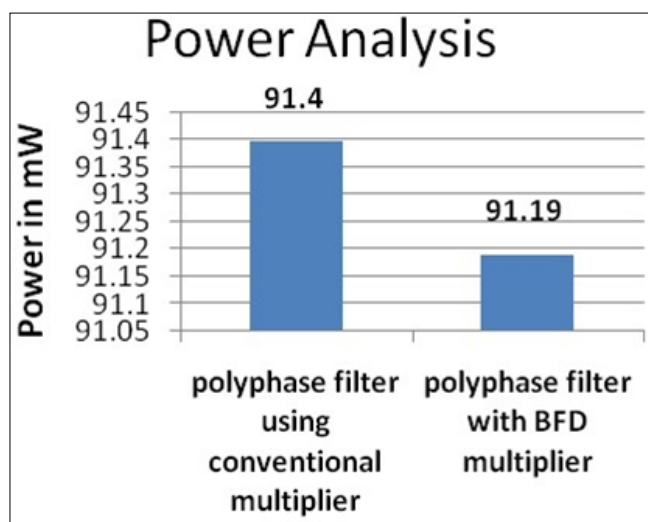


Fig 8: Poly-phase Decimation filter power analysis

6. Conclusion

The LUT based multipliers can be utilized to execute the consistent augmentation for DSP applications. The full favorable circumstances of proposed LUT based structure can be inferred if the LUTs are actualized as NAND or NOR read-just recollections. The OMS-APC- based LUTs can be utilized for higher information sizes with various structures like equal and pipelined expansion plans for reasonable region defer exchange offs. Limited motivation reaction assumes a significant job in many Digital Signal Processing applications. In this technique multiplier less FIR channel is executed utilizing DA procedure. This engineering gives a proficient territory usage of FIR channel with less dormancy, less region when contrasted and existing FIR channels. The proposed structure is approved with various sources of info and the outcomes are introduced. The force dispersal and speed can be additionally improved by applying pipelining procedures and low exchanging action math units.

7. Acknowledgments

The authors are thankful to P.K.Meher, Eldho John and

R.K. Sarin for providing the necessary facilities for the preparation of the paper. Also thanks to IJASR Journal staffs to publish this paper.

8. References

1. Eldho John P, Dinesh Kumar. "Modified APC-OMS Combined LUT for Memory Based Computation", International Journal of Systems, Algorithms & Applications, 2019, 2(3). ISSN Online: 2277-2677.
2. Kyungate Han, "Data Word length Reduction for Low-Power Signal Processing Software", final report, May13, 2018.
3. Hanho LEE. "Power-Aware Scalable Pipelined Booth Multiplier", IEICE TRANS Fundamentals, 2016, E8(11).
4. Chen KH, Chu YS. "A low-power multiplier with the spurious power suppression technique," IEEE Trans. Very Large Scale Integr. (VLSI) Syst. 2017; 15(7):846-850.
5. Shen NY, Chen OTC. "Low power multipliers by minimizing switching activities of partial products," in Proc. IEEE Int. Symp. Circuits Syst, 2017; 4:93-96.
6. Meher PK. "LUT Optimization for Memory-Based Computation" IEEE Transactions on Circuits and Systems—II: Express Briefs, 2017, 57(4).
7. Hanho Lee, Gerald E Sobelman. "FPGA-based digit serial CSD FIR filter for image signal format conversion", Microelectronics Journal. 2002; 33(5-6):501-508.
8. Parhi KK. VLSI Digital Signal Processing Systems: Design and Implementation. New York: Wiley, 2018.
9. Narender Singh Pal, Harjit Pal Singh, Sarin RK, Sarbjeet Singh. "Implementation of high speed fir filter using Serial and parallel distributed arithmetic algorithm" International Journal of Computer Applications (0975 – 8887), 2017, 25(7).
10. Nelson VP, Nagle HT, Carroll BD, David JI. "Digital Logic Circuit Analysis & Design", Englewood Cliffs, NJ: Prentice-Hall, 2016.